

ELISA

SQUARE BOLLARD



Architectural LED lamp range in modern style, made of shockproof resin material, UV-rays stabilized, rust and corrosion-free. Square bollards in different sizes, spike and wall mounted versions available. Supplied with white square reflector and with TÜV-CB certified, long-life, efficient and **Kelvin settable GX53 LED lamps included**. Insulation class II, Protection rating IP55.

*Collezione di lampade architettoniche a LED in stile moderno, realizzata in resina antiurto, stabilizzata ai raggi UV, inattaccabile da ruggine e corrosione. Ampia gamma di versioni disponibili per installazioni su stelo bollard in diverse altezze, con picchetto o a parete. Provvista di riflettore quadro in colore bianco e fornita con **include lampadine a LED GX53 con Kelvin impostabile** certificate TÜV-CB di lunga durata ed elevata efficienza. Classe di isolamento II, grado di protezione IP55.*



DS2.564.D1K

CCT SETTABLE

3000 K 4000 K 6500 K

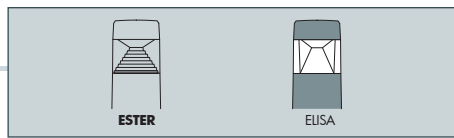
SDCM <6

CE CB IECEE CB SCHEME UV UV-TREATED CLASS II DOUBLE INSULATION

RECYCLABLE ANTI-SHOCK TEMPERATURE +90° -60°

PUBLIC RESIDENTIAL WALL POST SPIKE





ELISA COMPONENTS

IP55



CAP fixed to the diffuser with no visible screws made of shockproof resin material, UV-rays stabilized, rust and corrosion-free.

CALOTTA fissata al diffusore senza viti a vista, realizzata in resina antiurto, stabilizzata ai raggi UV, inattaccabile da ruggine e corrosione.

DIFFUSER in clear colour made of UV-rays stabilized polymethylmethacrylate (PMMA).

DIFFUSORE trasparente realizzato in polimetilmetacrilato (PMMA) resistente all'ingiallimento ed ai raggi UV.

REFLECTOR with square shape spreading the lighting output to create a four beams luminous effect. Made of shockproof white reflective resin material.

RIFLETTORE quadro che diffonde la luce dividendola in quattro fasci. Realizzato in resina antiurto di colore bianco.



INSTALLATION ELEMENTS:

- POLES for bollard versions
- BASE for wall and surface installation
- SPIKE for in ground installation

ELEMENTI DI FISSAGGIO:

- STELI per versione bollard
- BASE per installazione a parete e al suolo
- PICCHETTO per installazione nel terreno

ELISA



Dimensions

Height: 165/500/800 mm
Width: 126 mm
Depth: 126 mm

Moulded colours:

- Black
- White
- Grey

Diffuser PMMA:

- Clear

LED LAMPS



Technical details on page 552.

GX53 LED

100 - 240 V

*ADD. SUFFIX



	3 W	7 W	10 W	6500 K	4000 K	3000 K	*ADD. SUFFIX
							.G1K
							.C1K
							.D1K

Bollard supplied with TÜV-CB certified, long-life, efficient and Kelvin settable GX53 LED lamp included. Different wattages available.

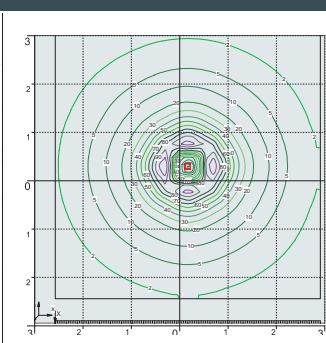
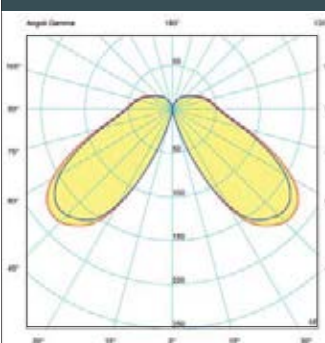
- **COST SAVING:** long-life and efficient LED light sources
- **BUILT-IN DRIVER:** quick and easy lamp replacement
- **GREAT FLEXIBILITY:** GX53 standard lamp holder
- **FUTURE-PROOFED LUMINARIES:** easy to upgrade
- **SUITABLE FOR OUTDOOR USE:** driver fully protected against heat and humidity by silicone paste.

CCT SETTABLE LED LAMP



CCT switch settable in three different positions, to select the desired Kelvin temperature (3000K/4000K/6500K) and get a customized ambience.

PHOTOMETRIC DATA SAMPLE



ELISA 800 clear GX53 10W.

Bollard height 0,8 mt
Area: 6x6 mt - average 13 lux

The photometric data for all the versions are available upon request or on our website.

3W 350 Lm = 40W incandescent
SAVE 93%

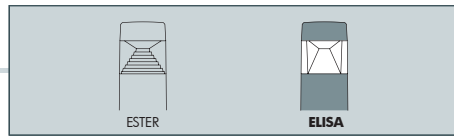
7W 10W = 75W 100W incandescent
SAVE 90%

* ADD THESE SUFFIXES TO THE REFERENCES MENTIONED IN THE CATALOGUE

ELISA

SQUARE BOLLARD





ELISA 800	
3W	DS2.564.G1K
7W	DS2.564.C1K
10W	DS2.564.D1K

CCT SETTABLE GX53 LED LAMP INCLUDED
3000K/4000K/6500K

Pcs 6
Kg 16
mc 0,145

ELISA 500	
3W	DS2.563.G1K
7W	DS2.563.C1K
10W	DS2.563.D1K

CCT SETTABLE GX53 LED LAMP INCLUDED
3000K/4000K/6500K

Pcs 12
Kg 24
mc 0,145

ELISA WALL	
3W	DS2.560.G1K
7W	DS2.560.C1K
10W	DS2.560.D1K

CCT SETTABLE GX53 LED LAMP INCLUDED
3000K/4000K/6500K

Pcs 18
Kg 22
mc 0,092

ELISA SPIKE	
3W	DS2.561.G1K
7W	DS2.561.C1K
10W	DS2.561.D1K

CCT SETTABLE GX53 LED LAMP INCLUDED
3000K/4000K/6500K

Pcs 18
Kg 23
mc 0,092